







GRADE LEVEL FOCUS CORRECTION AREAS

Revised 5/15/07

	Kindergarten	Grade 1	Grade 2	Grade 3	Grade 4	Grade 5
Ideas 	<ul style="list-style-type: none"> ☆ Draw pictures on topic ☆ Dictate relevant story or thought to accompany picture ☆ Label picture or I write sentence to accompany picture (end of year) ☆ Use 3 details to support topic 	<ul style="list-style-type: none"> ☆ Use detail in pictures and/or words ☆ Label pictures 	<ul style="list-style-type: none"> ☆ Develop a clear topic sentence ☆ Include a clear main idea ☆ Use the 5 Ws ☆ Include at least 3 details to support the main idea 	<ul style="list-style-type: none"> ☆ Include a clear main idea ☆ Demonstrate topic development ☆ 3 relevant details ☆ Information should relate to topic 	<ul style="list-style-type: none"> ☆ Demonstrate strong topic development ☆ Incorporate at least 2-4 supporting details ☆ Use sensory imagery ☆ Interpret text using evidence 	<ul style="list-style-type: none"> ☆ Include descriptive details about setting, characters, conflict & resolution ☆ Support main idea. Details support with vivid details. ☆ Include sufficient and accurate information ☆ Use logical argument
Organization 	<ul style="list-style-type: none"> ☆ Draw picture showing top, middle and bottom ☆ Match text to picture ☆ Include beginning, middle and end (picture shows logical sequence) ☆ Write name on paper ☆ Dictate or write a story in sequential order 	<ul style="list-style-type: none"> ☆ Include beginning, middle, end ☆ Write three sentences related to topic ☆ Sequence in logical order 	<ul style="list-style-type: none"> ☆ Include a beginning, middle, end ☆ Use simple transition words ☆ Connect title to the topic ☆ Write details in logical order ☆ Introduce paragraph format, introductory and concluding sentences 	<ul style="list-style-type: none"> ☆ Use paragraph format ☆ Use logical sequence for topic development ☆ Use transition words and phrases 	<ul style="list-style-type: none"> ☆ Use logical sequence for topic development ☆ Use paragraph format; I/C ☆ Use transitional words and phrases 	<ul style="list-style-type: none"> ☆ Use logical sequence for topic development in a multi-paragraph format ☆ Use transitional words and phrases ☆ Develop introductory and concluding paragraphs ☆ Present details in order of importance
Voice 	<ul style="list-style-type: none"> ☆ Use 3+ colors (real life) in picture ☆ Label details on drawing ☆ Use correct and accurate vocabulary ☆ Language matches picture 	<ul style="list-style-type: none"> ☆ Write with personal tone ☆ Share writing to reflect mood of piece 	<ul style="list-style-type: none"> ☆ Write with personal tone ☆ Describe feeling ☆ Shares writing to reflect appropriate mood 	<ul style="list-style-type: none"> ☆ Use appropriate language for different audiences and purposes ☆ Use vivid language 	<ul style="list-style-type: none"> ☆ Use appropriate language for different audiences and purposes. ☆ Utilize interrogative, declarative, exclamatory, imperative sentences to appropriately express personality in writing ☆ Use vivid writing 	<ul style="list-style-type: none"> ☆ Use appropriate language for different audiences and purposes ☆ Identify mood in writing ☆ Use vivid language
Word Choice 	<ul style="list-style-type: none"> ☆ (same as Voice) ☆ Introduce nouns through labeling of pictures 	<ul style="list-style-type: none"> ☆ Use nouns, adjectives, and verbs to allow reader to create a visual image 	<ul style="list-style-type: none"> ☆ Use adjectives to create a visual image ☆ Use vivid verbs ☆ Use content words 	<ul style="list-style-type: none"> ☆ Use adjectives and verbs to expand sentences and create a visual image ☆ Use vivid verbs ☆ Use content words (nouns) 	<ul style="list-style-type: none"> ☆ Use of descriptive language: nouns, verbs, adjectives, adverbs ☆ Use content words 	<ul style="list-style-type: none"> ☆ Use specific verbs, nouns, adj., adverbs and figurative language to create pictures and sensory details. ☆ Utilize specific unit, content vocabulary, or vocabulary specific to topic
Sentence Fluency 	<ul style="list-style-type: none"> ☆ Dictate or write sentences on topic ☆ Dictate or write sentences that make sense ☆ Write or dictate two or more sentences on a single topic 	<ul style="list-style-type: none"> ☆ Write sentence with noun/subject and verb/predicate ☆ Expand sentences using when and where phrases 	<ul style="list-style-type: none"> ☆ Vary sentence beginnings ☆ Vary lengths of sentences by adding detail and description 	<ul style="list-style-type: none"> ☆ Vary sentence beginnings, lengths and patterns 	<ul style="list-style-type: none"> ☆ Vary sentence beginnings, lengths and patterns 	<ul style="list-style-type: none"> ☆ Vary sentence beginnings, lengths and patterns ☆ Rearrange and manipulate text ☆ Revise text to improve precision of language
Conventions 	<ul style="list-style-type: none"> ☆ Print left to right ☆ Print first name ☆ Leave spaces between words ☆ Spell phonetically ☆ Forms letters correctly 	<ul style="list-style-type: none"> ☆ Capitalizes at the beginning of the sentences and own names ☆ Use spaces between words ☆ Form letters correctly ☆ Demonstrate spelling rules consistently for "high frequency" words ☆ Spells trick words ☆ Spells phonetically 	<ul style="list-style-type: none"> ☆ Capitalizes at the beginning of the sentences and own names ☆ Finish sentences with appropriate endmarks ☆ Demonstrate spelling rules consistently ☆ Uses spaces between words ☆ Forms letters correctly ☆ Spells trick words 	<ul style="list-style-type: none"> ☆ Capitalize at beginning of sentence and for proper nouns, and I ☆ Include commas in dates, city, state ☆ Indent paper/paragraphs ☆ Demonstrate spelling rules consistently ☆ Use spelling rules 	<ul style="list-style-type: none"> ☆ Capitalize appropriately ☆ Include commas in a series ☆ Singular and plural possessives ☆ Capitalization ☆ Correct use of pronouns ☆ Use appropriate punctuation, capitalization ☆ Use adjectives, adverbs, pronouns, apostrophes & question marks ☆ Demonstrate spelling rules consistently 	<ul style="list-style-type: none"> ☆ Capitalize appropriately ☆ Include commas in a series ☆ Singular and plural possessives ☆ Capitalization ☆ Correct use of pronouns ☆ Use appropriate punctuation, capitalization ☆ Use adjectives, adverbs, pronouns, apostrophes & question marks ☆ Demonstrate spelling rules consistently